

LONGHOUSE

16 FT x 8 FT

MODEL LH168

ロングハウス 16x8

～各パーツの詳細～

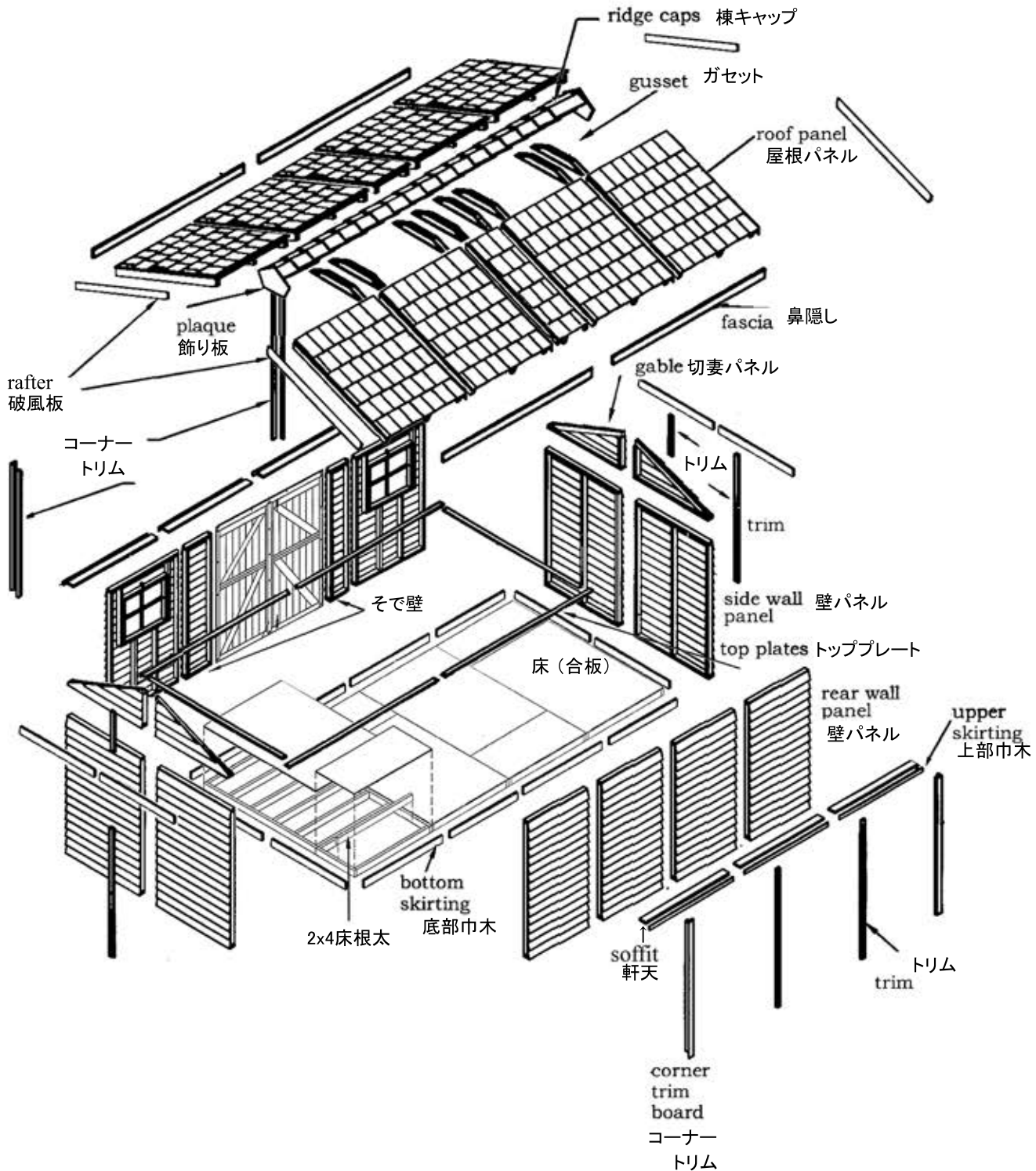
- ・壁セクション
- ・屋根セクション
- ・トリム(化粧材)
- ・ドアパーツ、アクセサリ等

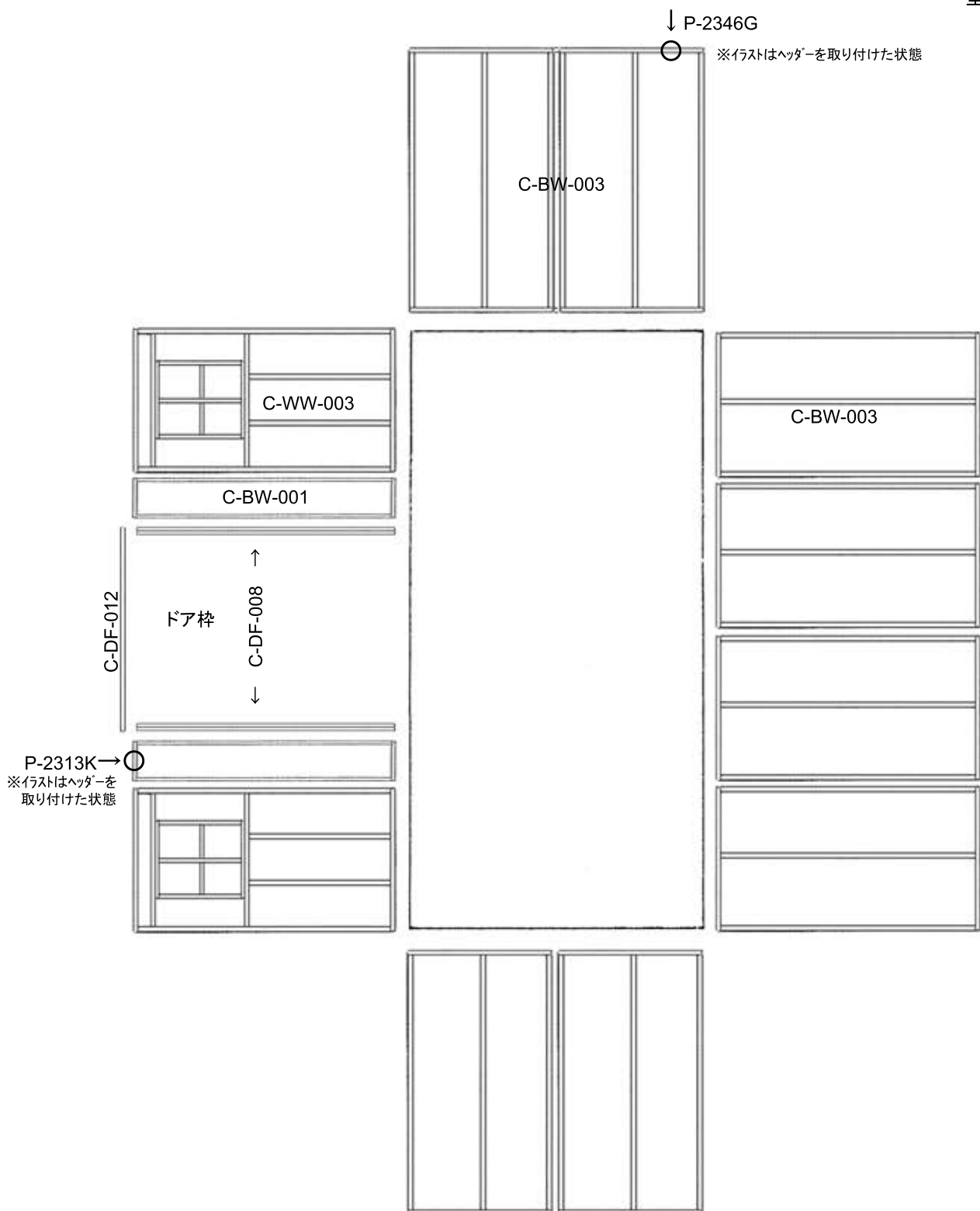


※写真は、12x6タイプ

LONGHOUSE COMPONENT ILLUSTRATION


★ロングハウス16x8








| PART # | DESCRIPTION | DIMENSIONS (where app.) | # OF PCS |
|------------------|-------------------------------|-----------------------------|----------|
| 壁のパーツ WALL PARTS | | | |
| P-2313K | header ヘッダー(上枠) | 2 x 3 x 13 3/4 38x64x350mm | 2 |
| P-2346G | header ヘッダー(上枠) | 2 x 3 x 46 1/2 38x64x1181mm | 8 |
| C-BW-001 | solid wall 壁パネル(窓ナシ) | 13 3/4 x 73 5/16 巾350mm | 2 |
| C-BW-003 | solid wall 壁パネル(窓ナシ) | 46 1/2 solid wall 巾 1181mm | 8 |
| C-DF-008 | door frame vertical ドア枠(タテ) | door frame | 2 |
| C-DF-012 | door frame horizontal ドア枠(上部) | door frame | 1 |
| C-WW-003 | window wall 窓パネル | 46 1/2 window wall 巾1181mm | 2 |

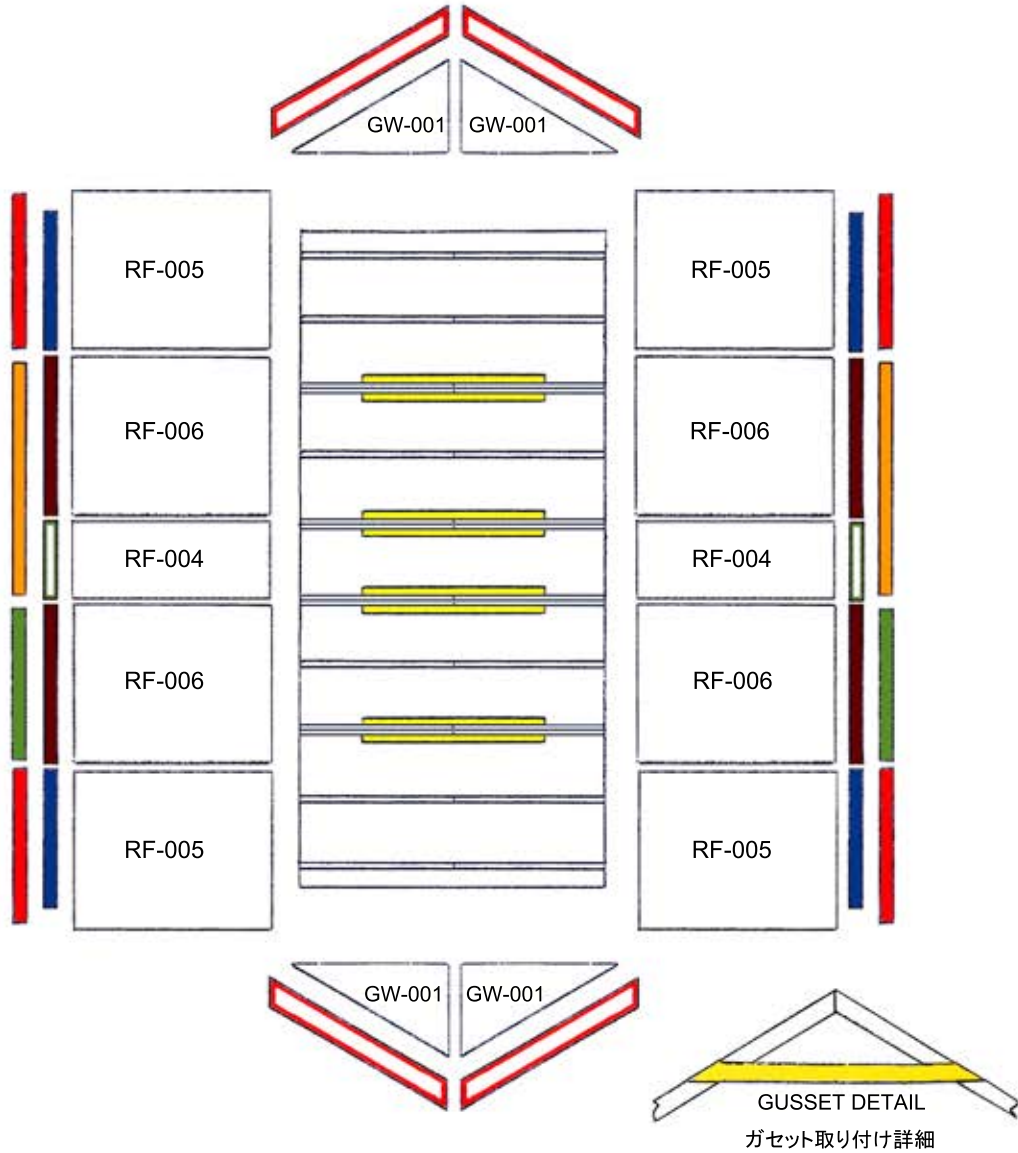
トッププレート(頭つなぎ)



| PART # | DESCRIPTION | DIMENSIONS (where app.) | # OF PCS | CODE |
|---------|-------------|--------------------------------------------|----------|---------------------------------------------------------------------------------------|
| トッププレート | TOP PLATES | | | |
| P-2372C | top plate | 2 x 3 x 72 1/4 <small>38x64x1835mm</small> | 4 |  |
| P-2388 | top plate | 2 x 3 x 88 <small>38x64x2235mm</small> | 2 |  |
| P-2346G | top plate | 2 x 3 x 46 1/2 <small>38x64x1181mm</small> | 2 |  |

ROOF PANEL & PARTS

屋根パネル、その他パーツ

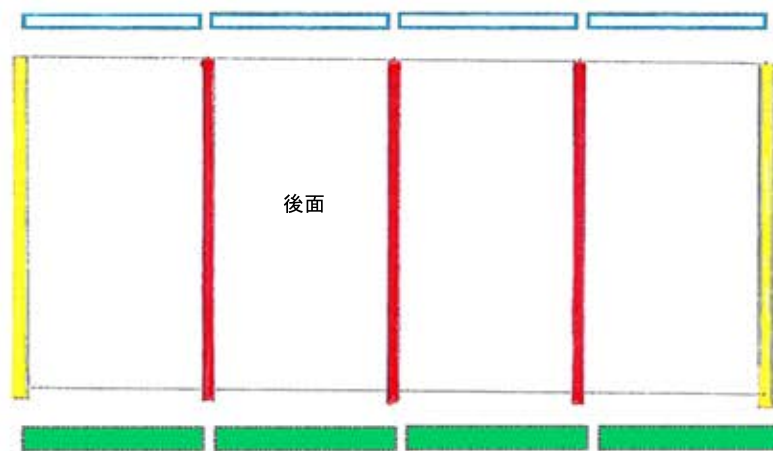
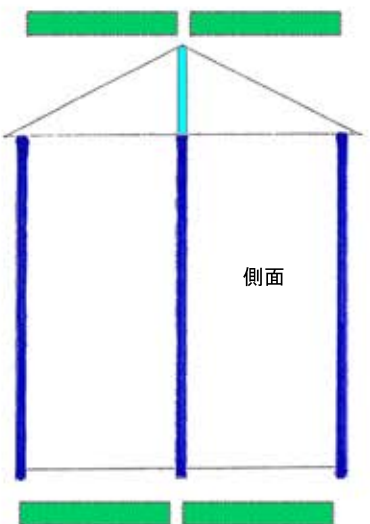
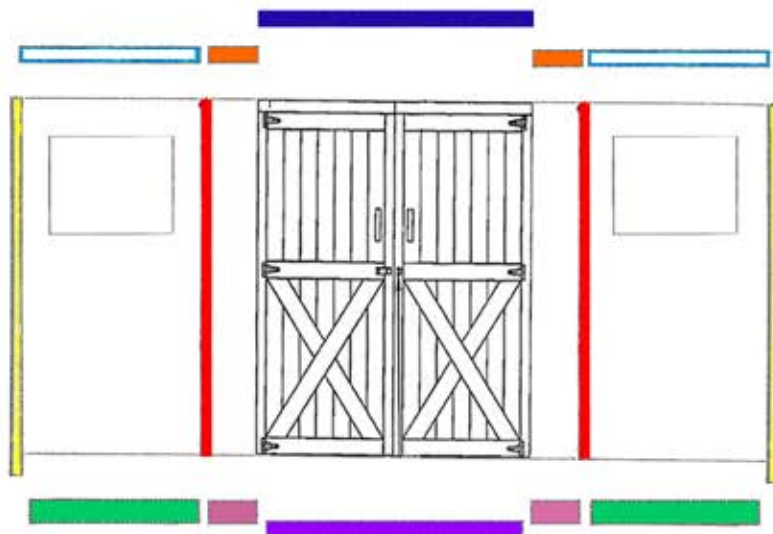
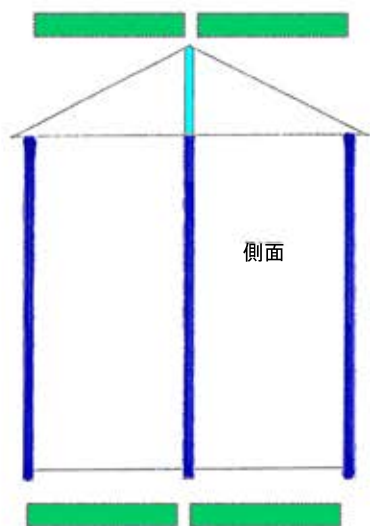


16X8 Shed

| PART # | DESCRIPTION | | DIMENSIONS (where app.) | | # OF PCS | CODE |
|------------------------------|---------------|----------|-------------------------|--------------|----------|-----------|
| ROOF PANELS AND PARTS | | | | | | |
| P-2371KYb | gusset | ガセット | 2 x 3 x 71 3/4 | 38x64x1822mm | 8 | |
| C-GW-001 | gable wall | 切妻パネル | gable wall | | 4 | GW-001 |
| C-RF-005 | roof panel | 屋根パネル | 42 3/4 x 54 7/8 | 1086x1394mm | 4 | RF-005 |
| C-RF-006 | roof panel | 屋根パネル | 46 1/2 x 54 7/8 | 1181x1394mm | 4 | RF-006 |
| C-RF-004 | roof panel | 屋根パネル | 24 x 54 7/8 | 610x1394mm | 2 | RF-004 |
| P-B-G437 | soffits | 軒天 | 1/2 x 4 x 37 | 13x89x940mm | 4 | |
| P-B-G446G | soffits | 軒天 | 1/2 x 4 x 46 1/2 | 13x89x1181mm | 4 | |
| P-B-G424 | soffits | 軒天 | 1/2 x 4 x 24 | 13x89x610mm | 2 | |
| P-1442 | fascia | 鼻隠し | 1 x 4 x 42 | 18x90x1067mm | 4 | |
| P-1470G | fascia | 鼻隠し | 1 x 4 x 70 1/2 | 18x90x1791mm | 2 | |
| P-1446G | fascia | 鼻隠し | 1 x 4 x 46 1/2 | 18x90x1181mm | 2 | |
| P-1458GYa | gable fascia | 鼻隠し(破風板) | 1 x 4 x 58 1/2 | 18x90x1486mm | 4 | |
| P-H-RFLT12 | roofing felt | 屋根フェルト | 1 ft x 7 ft | | 7 sq ft | not shown |
| P-H-MFLASS | roof flashing | 水切り | 3" x 12" | | 40 | not shown |
| P-H-RCAP24 | ridge caps | 棟キャップ | 24" | | 29 | not shown |

TRIM DETAIL

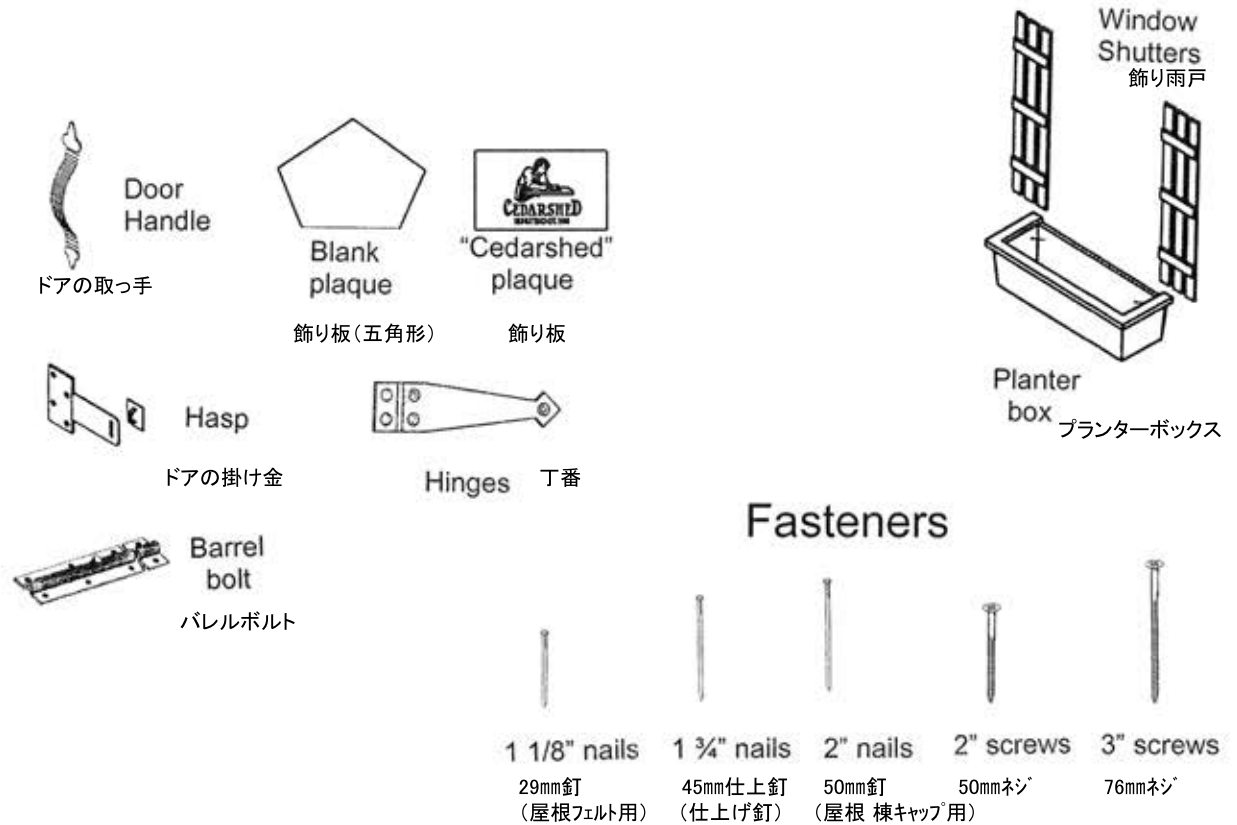
トリム(化粧材)



| PART # | DESCRIPTION | | DIMENSIONS (where app.) | | # OF PCS | CODE |
|------------------------|---------------|-----------|-------------------------|---------------|----------|------|
| トリム(化粧材)パーツ TRIM PARTS | | | | | | |
| P-B-G445 | skirting | 巾木(上部) | 1/2 x 4 x 45 | 13x89x1143mm | 6 | |
| P-B-G 645 | skirting | 巾木(上・底部) | 1/2 x 6 x 45 | 13x140x1143mm | 14 | |
| P-B-G612C | skirting | 巾木(そで壁) | 1/2 x 6 x 12 1/4 | 13x140x311mm | 2 | |
| P-B-G412C | skirting | 巾木(そで壁) | 1/2 x 4 x 12 1/4 | 13x89x311mm | 2 | |
| P-1221C | gable trim | ゲートルリム | 1 x 2 x 21 1/4 | 16x38x540mm | 2 | |
| P-1279C | trim | トリム(前後) | 1 x 2 x 79 1/4 | 16x38x2013mm | 5 | |
| P-13C79C | trim | トリム(コーナー) | 1 x 3 1/4 X79 1/4 | 16x83x2013mm | 4 | |
| P-1280G | trim | トリム(側面) | 1 x 2 x 80 1/2 | 16x38x2045mm | 6 | |
| P-1467 | door skirting | ドア巾木(底部) | 1 x 4 x 67 | 18x90x1702mm | 1 | |
| P-1367 | door trim | ドア巾木(上部) | 1 x 3 x 67 | 18x65x1702mm | 1 | |

ACCESSORIES AND HARDWARE

ドアパーツ、アクセサリ等



| PART # | DESCRIPTION | DIMENSIONS (where app.) | # OF PCS |
|--------------------------------------------------|--------------------------------|-----------------------------|----------|
| ACCESSORIES | | | |
| P-H-PLAQSL | Square CS plaque 飾り板 | square plaque | 1 |
| P-H-PLAQNL | peak plaque 飾り板(五角形) | peak plaque | 2 |
| P-FW-001 | window box プランターボックス | window box | 2 |
| P-SH-001 | shutters 飾り雨戸 | shutters | 4 |
| FASTENERS | | | |
| P-H-NL1.125 | nails 屋根フェルト用釘 | 1 1/8" nails 約30mm | 40 |
| P-H-NL1.75 | nails 仕上げ釘 | 1 3/4" nails 約45mm | 375 |
| P-H-NL2 | nails 屋根棟キャップ用釘 | 2" nails 約50mm | 75 |
| P-H-SC2 | 2" Screws ネジ | 2" Screws 約50mm | 220 |
| P-H-SC3 | 3" screw ネジ | 3" Screws 約76mm | 460 |
| DOOR AND HARDWARE | | | |
| C-DR-001 | double doors (incl. Hinges) ドア | double doors | 2 |
| P-1371C | door stop ドアストップ | 1 x 3 x 71 1/4 16x65x1810mm | 1 |
| P-1262G | door stop ドアストップ | 1 x 2 x 62 1/2 16x38x1588mm | 1 |
| P1271I | door stop ドアストップ | 1 x 2 x 71 5/8 16x38x1819mm | 2 |
| P-H-BBLT4 | barrel bolt バレルボルト | 4" barrel bolt | 2 |
| P-H-DHAND | door handle ドアの取っ手 | door handle | 2 |
| P-H-HASP | hasp 掛け金 | hasp | 1 |
| Instruction manual, questionnaire and driver bit | | 説明書、スクエアビット | |